



District Report Card: 2017


State: Mizoram	District: Kolasib
Class: 8	Subject: Language
Schools: 44	Students: 656


Participation/Coverage


Students

<div>GENDER</div> <div></div>	Boys		Girls	
	Number	%	Number	%
	328	50.00	328	50.00

<div>AREA</div> <div></div>	Rural		Urban	
	Number	%	Number	%
	396	60.37	260	39.63

<div>CATEGORY</div> <div></div>	SC		ST		OBC		GEN	
	Number	%	Number	%	Number	%	Number	%
	7	1.07	640	97.56	2	0.30	7	1.07

<div>CWSN</div> <div></div>	LD	VI	HI	S&LD	ID	Oth
	1	8	0	1	4	1

<div>Management</div> <div></div>	Government		Government-aided	
	Number	%	Number	%
	582	88.72	74	11.28

Average Performance of Students in Language (%)

Overall	Gender		Area		Management		Social Group			
	Male	Female	Rural	Urban	Govt.	Aided	SC	ST	OBC	GEN
52.23	50.83	53.62	53.23	50.69	51.80	55.59	57.14	52.35	33.33	40.95

Performance on Learning Outcomes (LOs)

Learning Outcomes	Description	Average Performance(%)
L813	Read textual/non-textual materials with comprehension and identifies the details, characters, main idea and sequence of ideas and events while reading	52.23

Range of Performance of Students who Answered Correctly							
Below 30%		30% - 50%		50% - 75%		Above 75%	
Number	%	Number	%	Number	%	Number	%
103	15.70	201	30.64	270	41.16	82	12.50

Lowest Performing Learning Outcomes (LOs)

1 - Read textual/non-textual materials with comprehension and identifies the details, characters, main idea and sequence of ideas and events while reading (52.23)